

Police Services Report 2024



Kenmore Police Department
Chief Brandon Moen
April 28, 2024



Kenmore Police- *Current Status*

- 1 Police Chief
- 12 Patrol Officers (2 Vacancies Currently)
- 1 Detective
- Major Crimes/Special Assault Unit/Fire Investigation/MARR Detectives services provided by KCSO
- 24/7 coverage- minimum of 2 patrol officers on-duty
- 10 hour shifts, with an overlap between shifts in the evening
- Shared supervision agreement with Shoreline PD



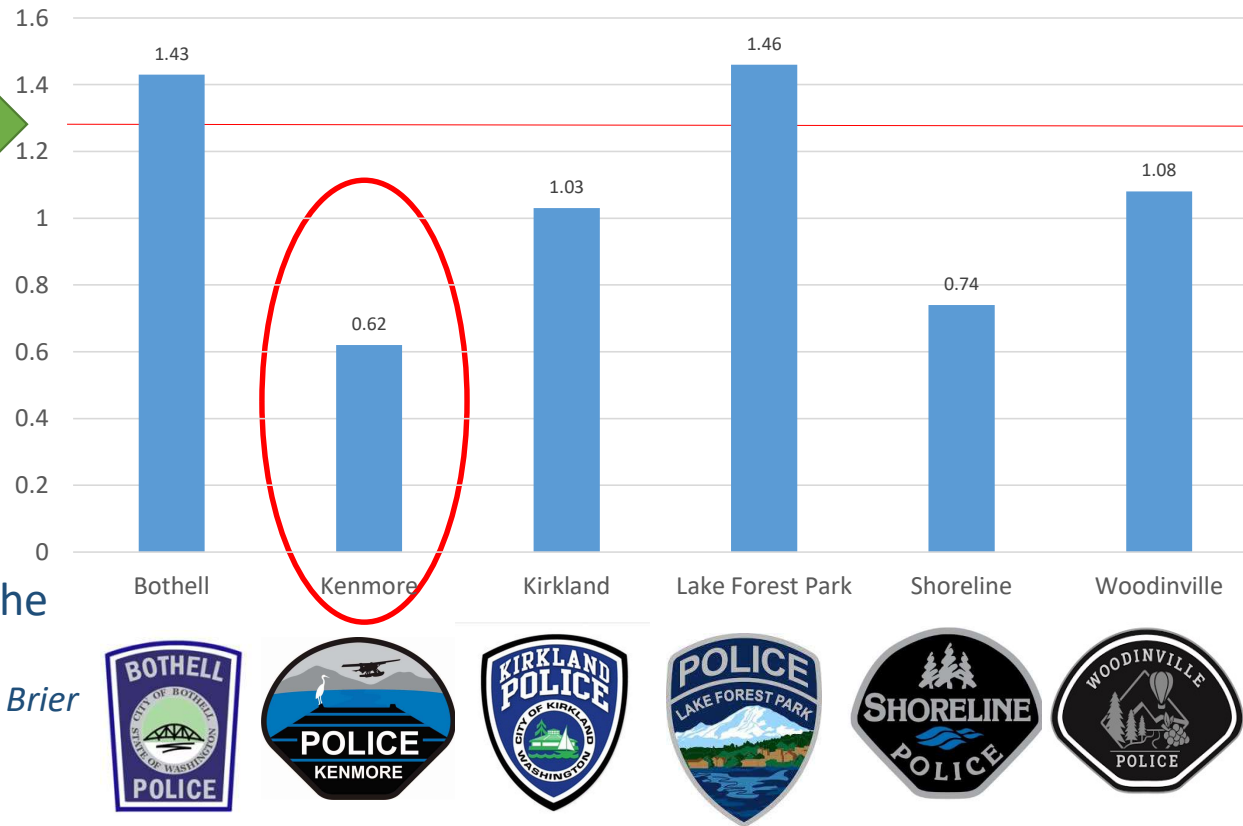
Staffing Comparison



State Average for
Police Agencies:
1.29 Officers/1,000



Commisioned Officers per 1,000 Residents



- Kenmore has the 2nd lowest number of officers per 1,000 residents of cities in **King County**
- Kenmore has the 5th lowest number of officers per 1,000 residents of cities in the **State of Washington**
Behind Sammamish, University Place, Forks, and Brier
- About half the state average for police departments in Washington
0.62 officers/1,000 residents vs 1.29 average



Kenmore was ranked as the
5th safest city in the State of
Washington by Safewise

*Based on a combination of violent crime and property crime
stats, and population parameters*

2023- 7th

2022- 5th

2021- 5th

2020- 9th

Kenmore Police- *By the Numbers*



3,032 Calls for Service



259 False Alarms




249 Online Reports



27 Death Investigations



5,754 On-Views



159 Disturbances



160 Collisions



103 Trespass Complaints



81 Resident Service Requests



27,743 Automated Enforcement Violations Reviewed

Community Engagement



Week in Review
Over the past week (9/5-9/11),
Kenmore Police responded to **86** calls for service*, including:

- 13- Disturbance/Noise/Fight
- 9- Resident/Agency Assists
- 8- Thefts (all types)
- 7- Suspicious Circumstance
- 6- 911 Hang-up Calls
- 5- Alarms (Residential/Commercial)
- 4- Collisions
- 4- Parking Complaints
- 4- Behavioral Health Incidents
- 4- Area Checks/Request for Patrols
- 3- Trespass Complaints
- 3- Welfare Checks
- 3- Residential Burglaries
- 3- Domestic Violence Investigations

Also, Kenmore Police self-initiated **112** on-view incidents,
(such as area checks, business checks, traffic stops, etc.)

*Statistics do not include reports completed online by residents

Recognize this porch pirate or his distinct Chevy Tahoe?
Call or message us

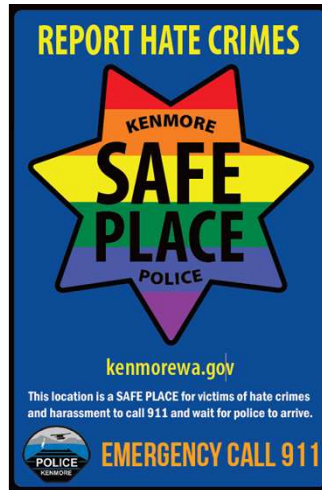
IDENTIFIED

Case #C24-017138



Emphasis Projects

- Safe Place
- *Nurturing Trust* Workshops
- Free Locking Prescription Bags
- Free Gun Cable Locks
- Prescription Drop Box
- Target Zero
- KCSO Explorer Program
- Automated Traffic Enforcement Support
- AEDs and NARCAN
- WTSC Traffic Emphasis Grants



TRAFFIC SAFETY COMMISSION

FREE Locking Prescription Drug Bag



Available at Kenmore City Hall in the Lobby at City Hall

Thank you to our partners with:



DATES
MONDAYS & WEDNESDAYS
April: 15, 17, 22, 24, 29
May: 1st

TIME
6:00-8:30pm

PLACE
Library
Inglesmoor H.S.

TO REGISTER
Jazmin Loreto
425.408.6035

TOPICS

- Positive Discipline
- Domestic Violence/Child Abuse
- Gangs and the sense of belonging
- Teen Suicide
- Drugs & Prostitution
- Conclusion/celebration

PRESENTERS

- Kenmore Police
Participants completing the entire series will receive a certificate

*Space is limited
*Registration is open for
Inglesmoor HS parents
only

FECHAS

LUNES Y MIERCOLES
Abril: 15, 17, 22, 24, 29
Mayo: 1º

HORA
6:00-8:30pm

LUGAR
Libreria
Inglesmoor H.S.

INSCRÍBETE
Jazmin Loreto
425.408.6035

TEMAS

- Disciplina Positiva
- Violencia Domestica
- Las Pandillas y El Sentido de Pertenencia
- Suicidio en los Adolescentes
- Drogas y Prostitución
- Conclusión/celebración

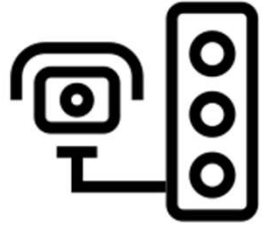
PRESENTADORES

- Policía de Kenmore
Recibirás un certificado al completar todas las clases

*Cupo limitado
*Inscripciones abiertas
para los padres de
Inglesmoor HS



Automated Enforcement Program




- In Support of Engineering Services
- Review of all speed camera and red light violations
- Substantial increase since cameras went 24/7
 - October 2024- **1,038** reviewed
 - November 2024- **11,189** reviewed



Body Worn Camera Program

- **All** Kenmore Patrol Officers have body worn cameras
- Program has been active for over a year now
- Public disclosure requests continue to be handled by KCSO
- In Car Video (ICV) will be installed in about half of the vehicles by the end of 2025; remainder of vehicles as the vehicles are replaced



National Night Out 2025

August 6th

- In conjunction with the Farmer's Market
- Kids Activities
- Emergency Vehicles
- Emergency Preparedness Info
- Community Partner Displays



How Do We Compare to Our Neighbors?



- Comparisons are based on 2023 crime statistics (a 2024 comparison will be available during the summer)
- Based on WASPC's *Crime in Washington* Report
- Group "A" Offenses- Includes a wide-range of crimes (major- murder, rape; minor- theft, fraud)

Table 1- 2023 Crime Rate per 1,000 Residents- Group A Offenses

	Kenmore	Bothell	Lake Forest Park	Kirkland	Woodinville	Shoreline
Crime Rate per 1,000 Residents	19.9	40.2	35.9	42.9	48.4	46.3
<i>% Comparison to Kenmore</i>		+102%	+80%	+116%	+143%	+133%

<https://www.waspc.org/cjis-statistics---reports>

County-Wide Comparison (2023)



Table 2- Top 10 Jurisdictions within King County- 2023 Crime Rate- Group A Offenses

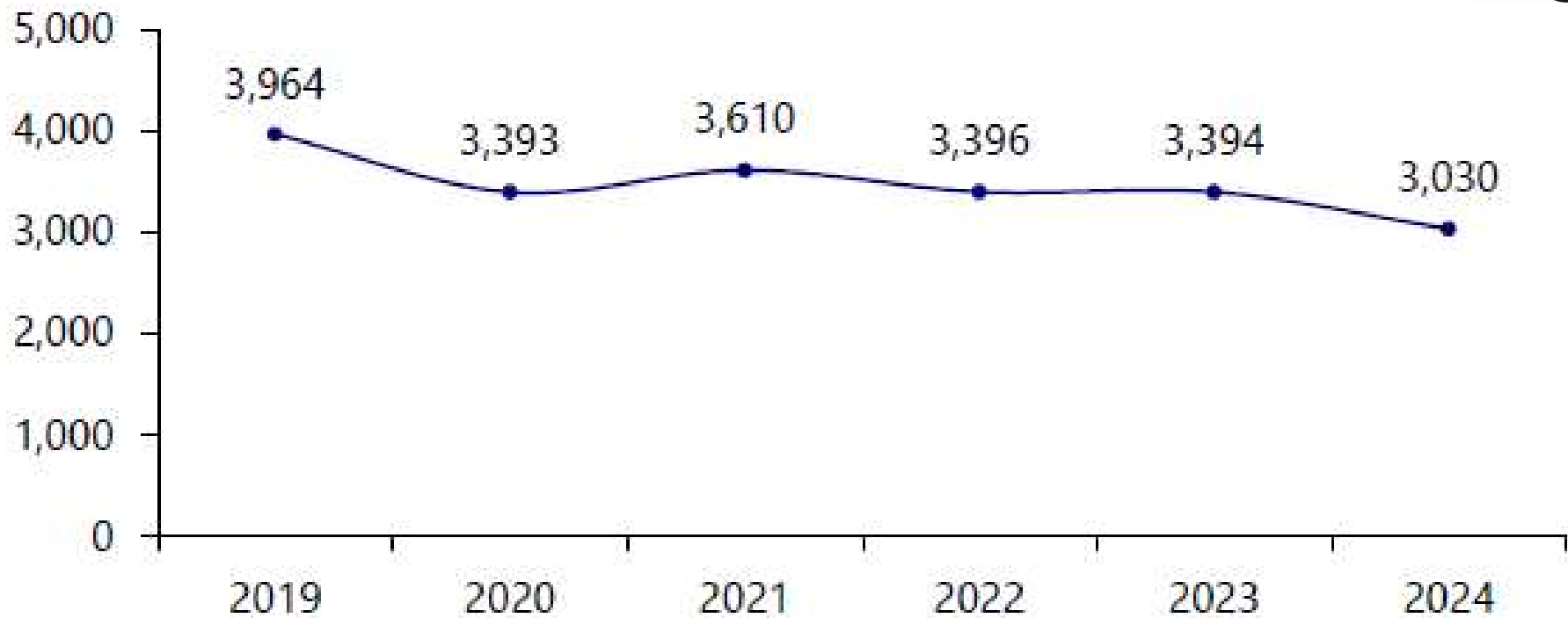
Population	City/Agency	Crime Rate/1,000 Residents
8,530	Duvall PD	5.9
68,280	Sammamish PD*	11.8
2,225	Carnation PD*	18.0
24,230	Kenmore PD*	19.9
25,800	Mercer Island PD	23.1
6,880	Black Diamond PD	23.7
29,250	Maple Valley PD*	23.7
1,135	Yarrow Point	23.8
3,115	Clyde Hill	24.4
14,500	Snoqualmie	25.0
3,385	Medina	29.2
State Average		62.0

*KCSO contract city

Kenmore had the 4th lowest 2023 crime rate per capita in King County

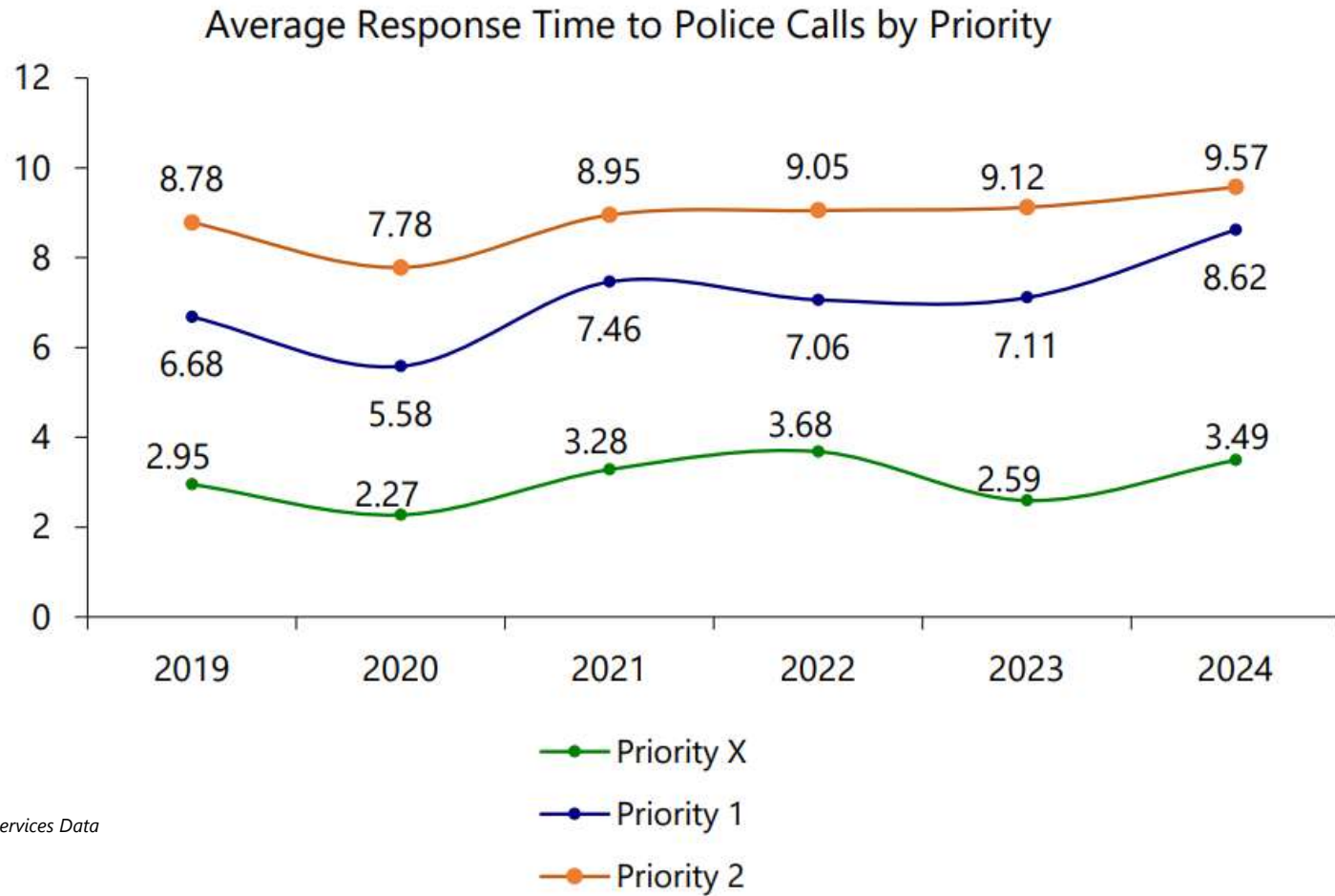
4 of the top 10 cities with the lowest crime rate are contract cities with KCSO

Dispatched Calls for Service



Source: KCSO Computer Aided Dispatch (CAD) system

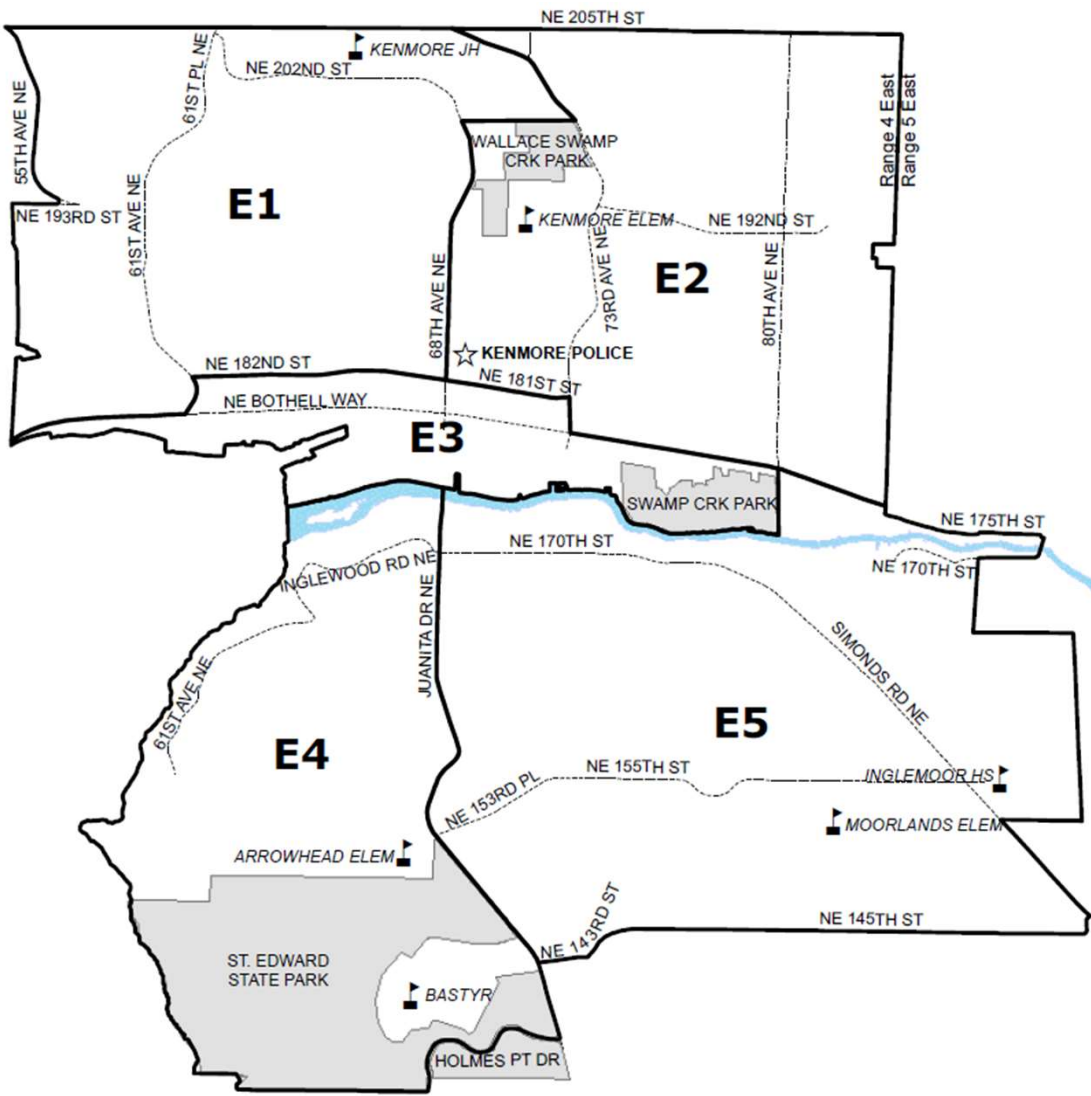
Average Response Times



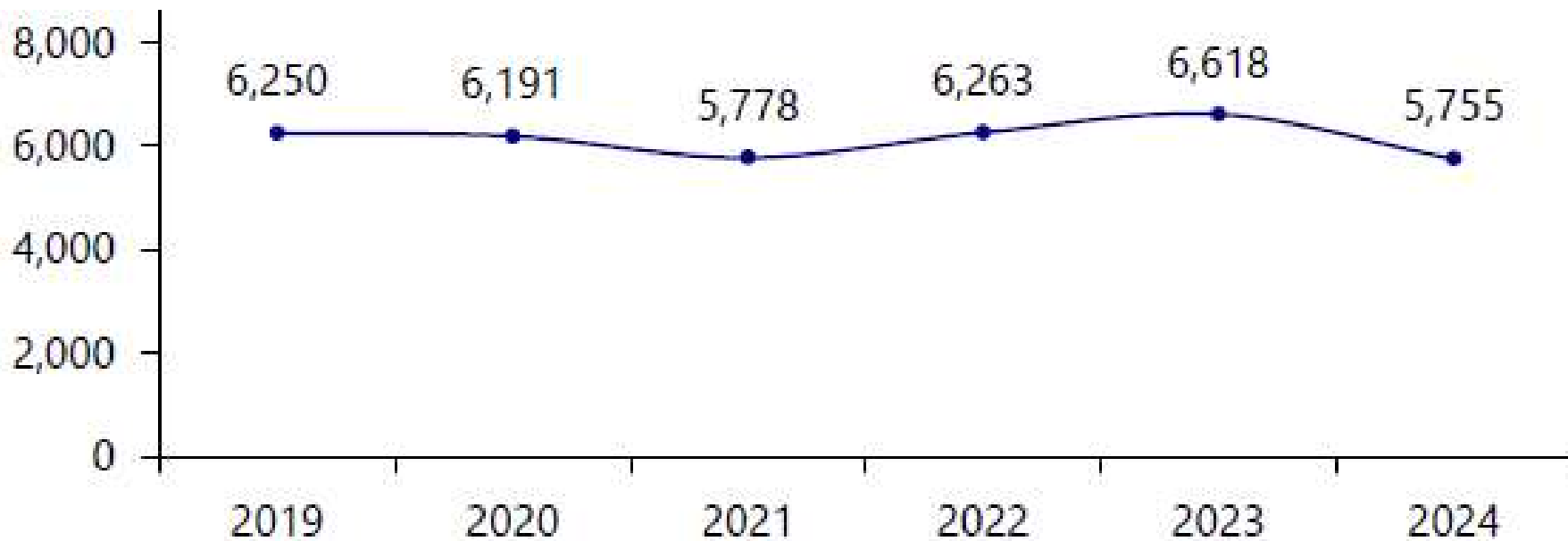
Source: Police Services Data

Dispatched Calls by District 2024

District	Total
E1	562
E2	927
E3	787
E4	181
E5	573
TOTAL	3,030

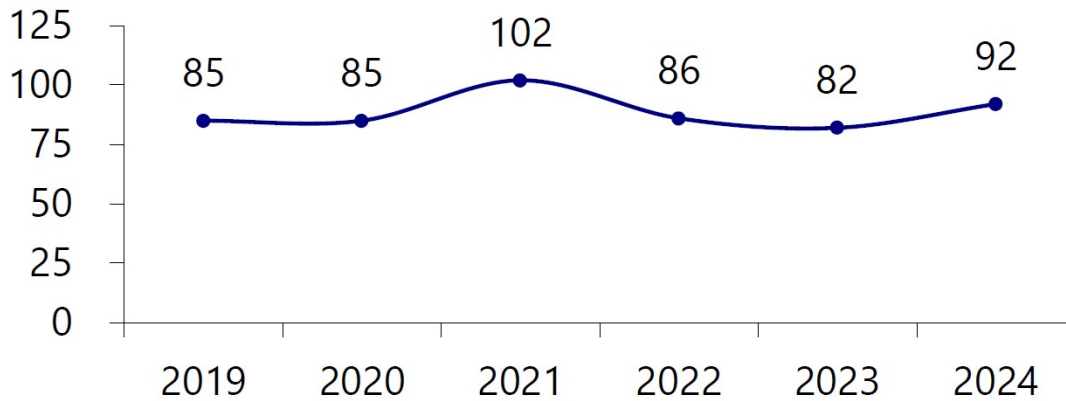


Self-Initiated Police Activity (On-Views)

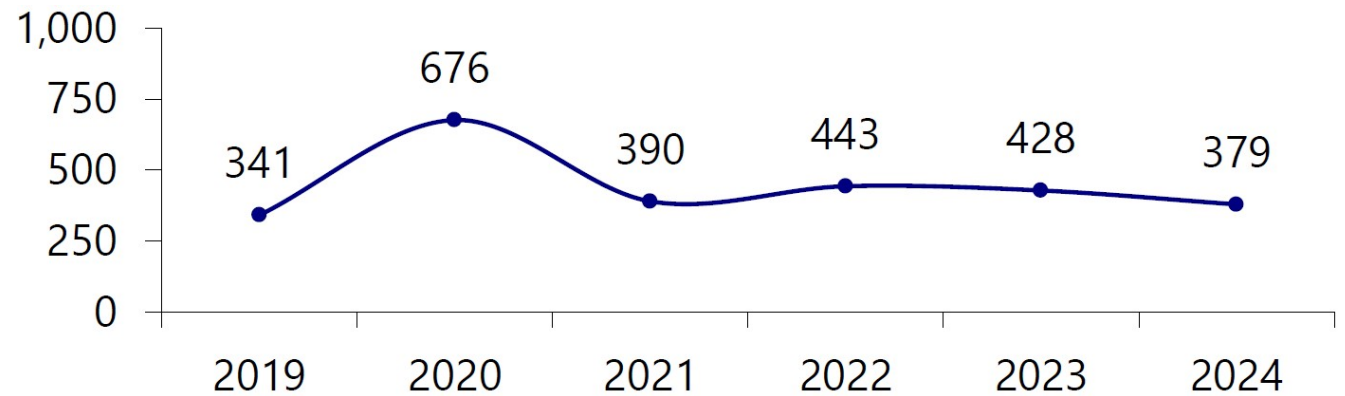


Source: KCSO Computer Aided Dispatch (CAD) system

Crimes Against Persons

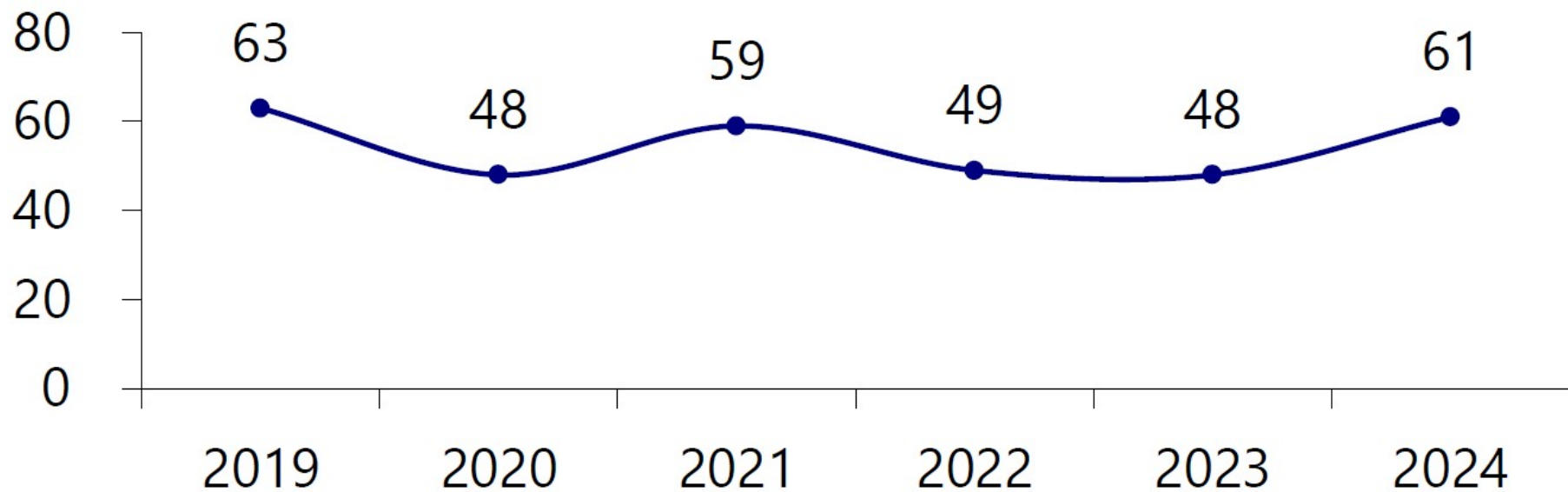


Crimes Against Property

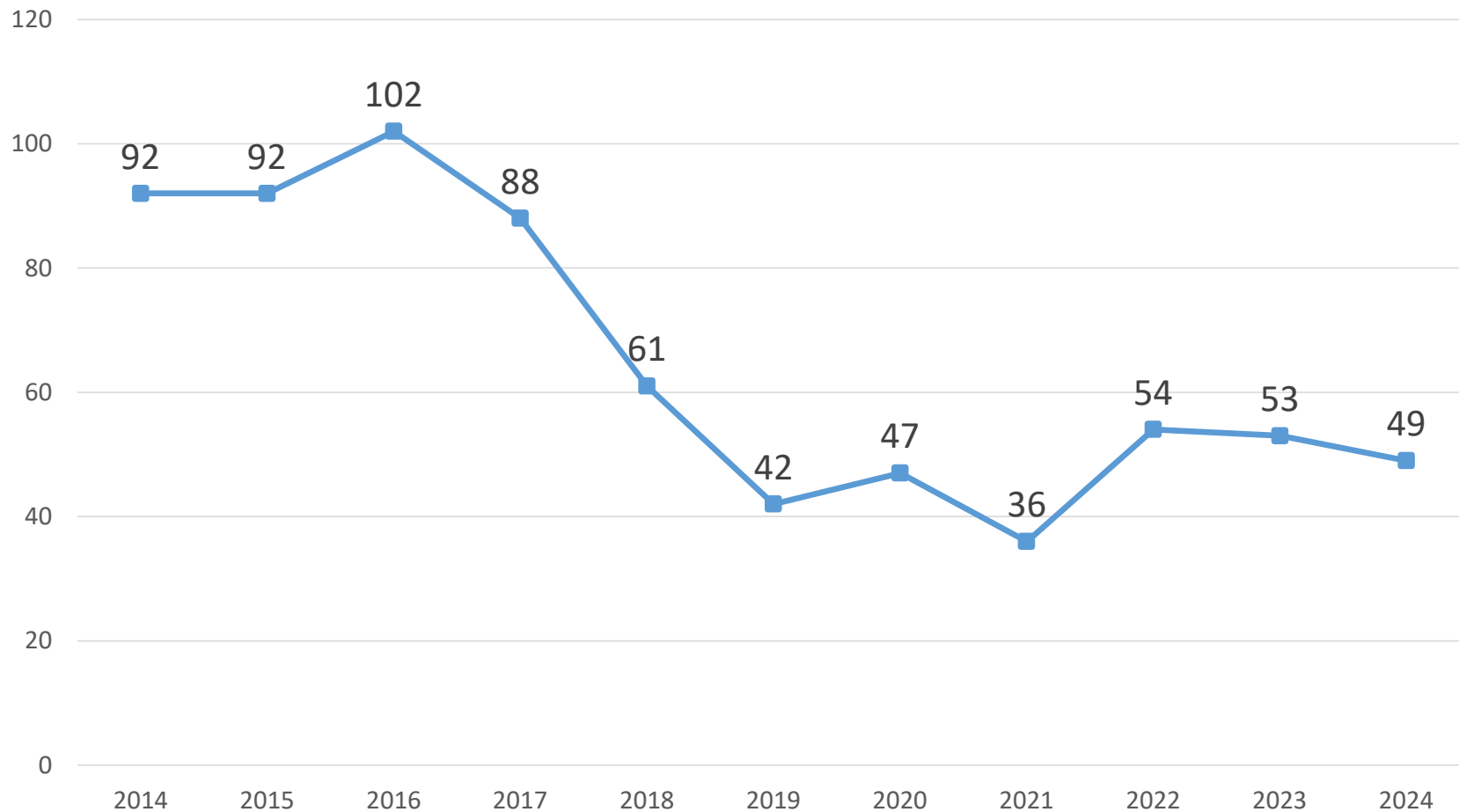


2020 includes COVID-related spike in unemployment fraud cases

Domestic Violence Cases

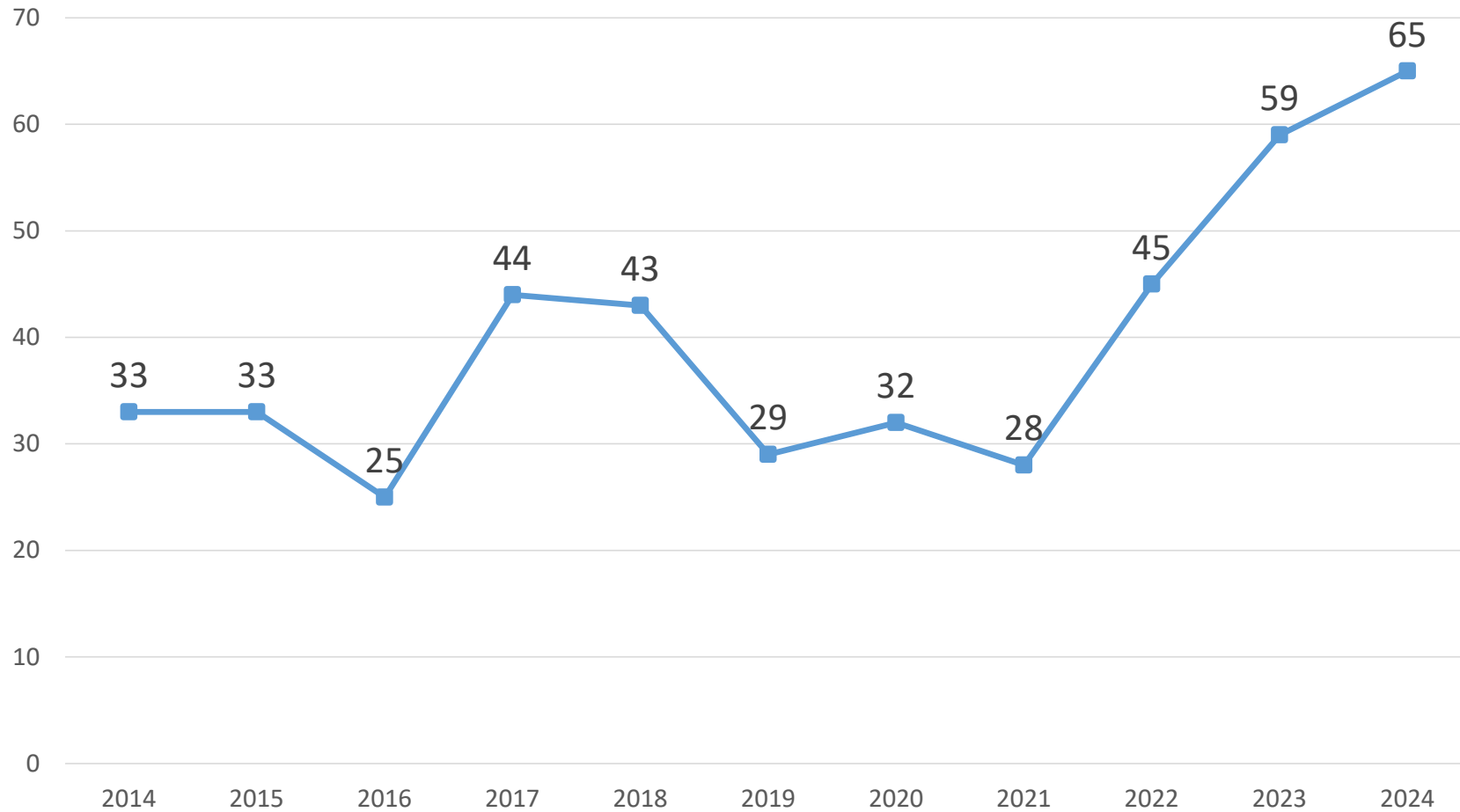


Burglaries (Commercial and Residential)

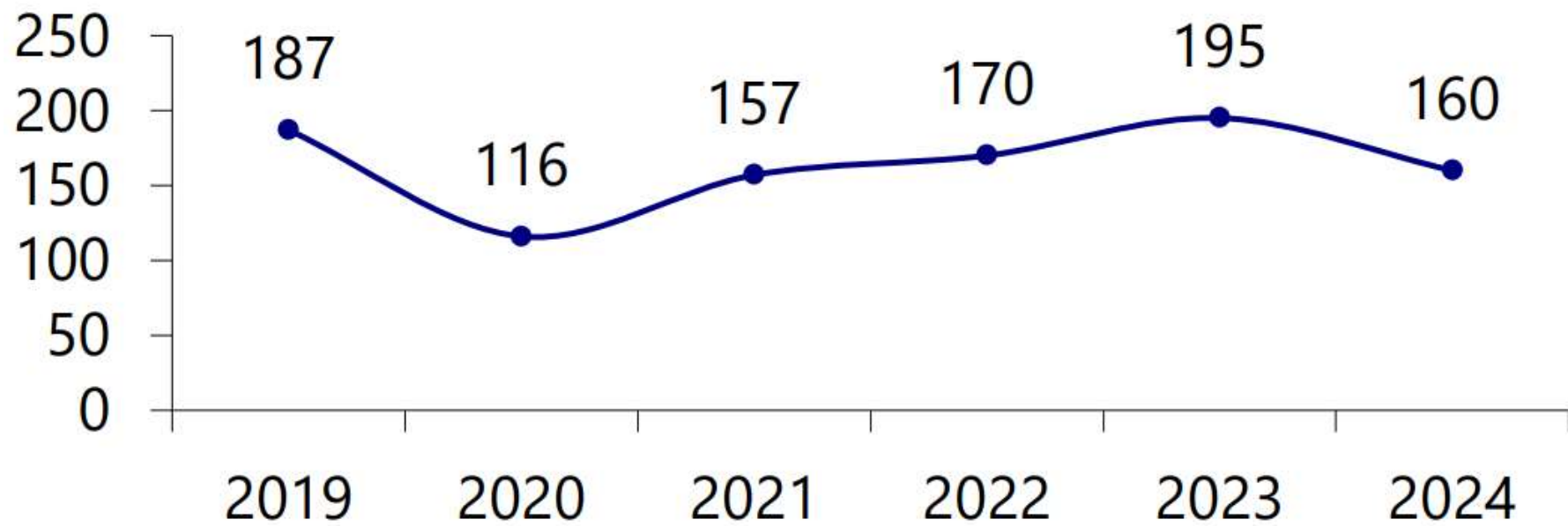


*2019-2021 based on NIBRS
reporting classifications;
2014-18 based on UCR
classifications*

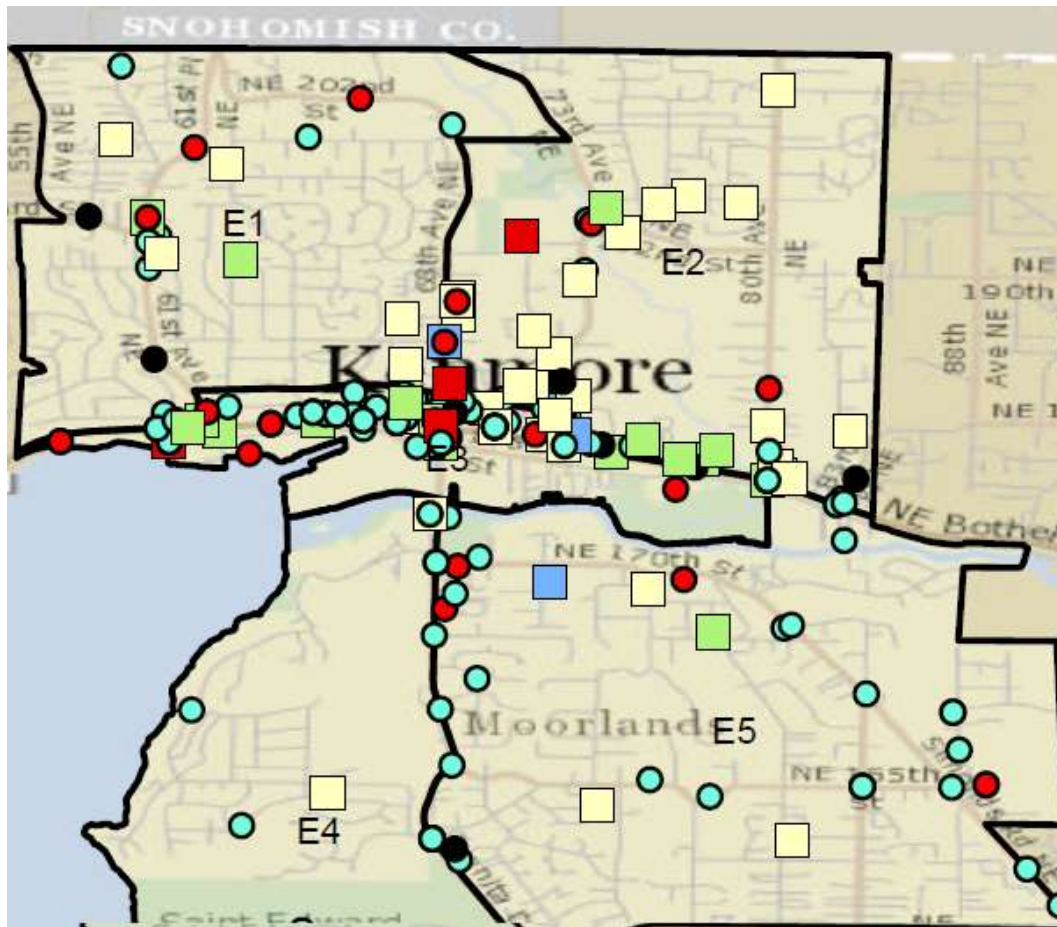
Motor Vehicle Thefts



Traffic Collisions

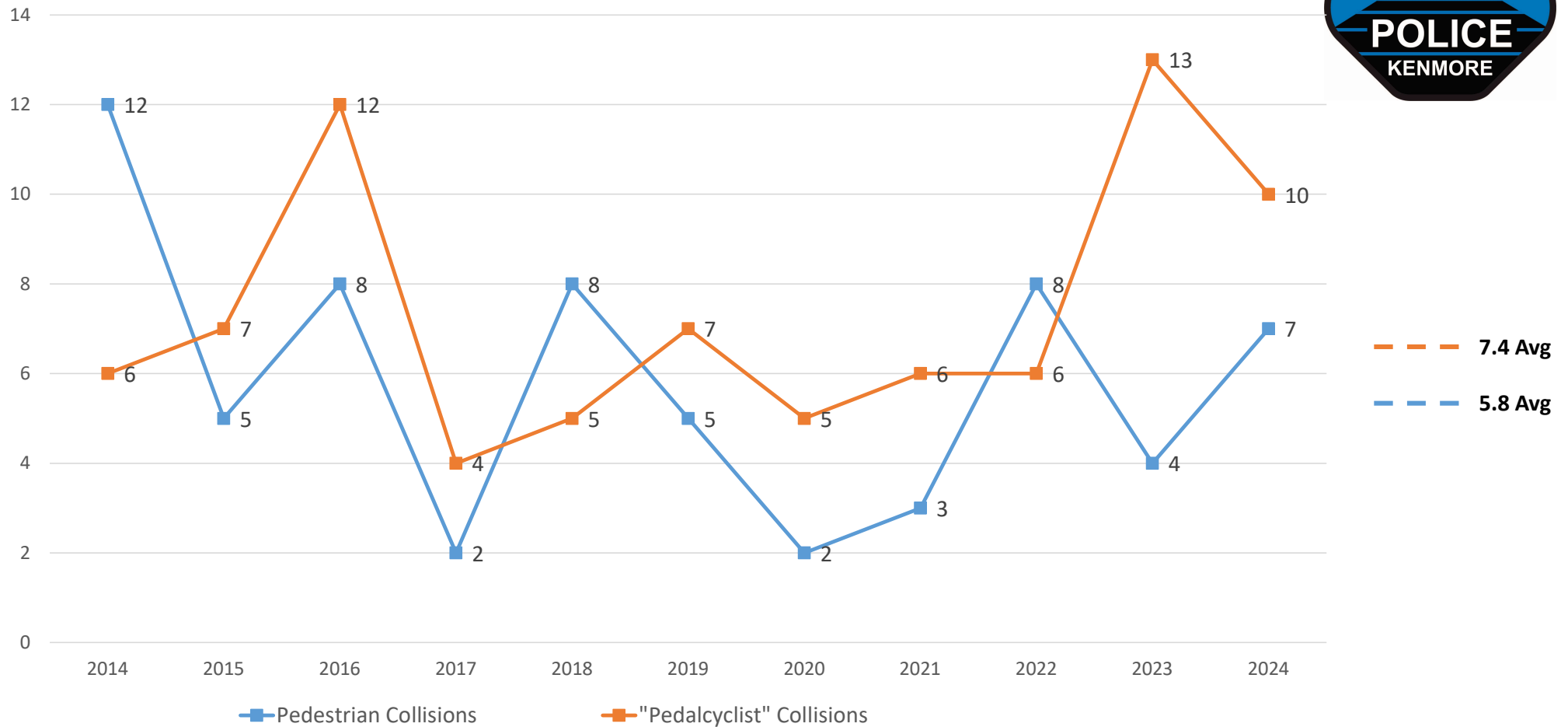


2024 Collisions



- **160** Total Collisions
- **10** Bicyclist/Other Collisions
 - 6 of 10 collisions involved a moving motor vehicle
 - 6 of 10 involved a bike lane, trail, sidewalk, or parking lot
 - 5 involved a concussion/serious injury
 - 4 of 10 involved either an electric bike, a scooter, or a skateboard
- **7** Pedestrian Collisions
 - 5 of 7 collisions involved a public road
 - 2 fatal collisions; 5 minor injuries
 - 4 of 7 collisions involved vehicles turning at an intersection
- **3** MARR Call-outs (Major Accident Response & Reconstruction)
 - 2 fatal collisions
 - Homicide- family member struck by car intentionally
 - Male laying in roadway struck by car
 - 1 car vs truck on Bothell Way with life threatening injuries

Bicycle, etc./Pedestrian Collisions



Source: KCSO SECTOR Collision Reports

Bicyclist/Other Collision (10)



Stats Summary: 2023 vs 2024



▼ -10.7% Calls for Service

▼ -7.5% Burglaries

▲ +36.1% On-Line Reporting

▼ -17.0% Fraud

▼ -17.9% Collisions

▲ +10.2% Motor Vehicle Theft

▲ +12.2% Crimes Against Persons

▼ -22.0% Theft

▼ -11.4% Crimes Against Property

▼ -10.6% Vandalism

2024 Use of Force Review

2 Use of Force Incidents in 2024

- 7/4/24: Aiming of Firearm- DV Shooting Suspect
- 11/28/24: Taser- DV Warrant Suspect with Aggressive Dog
 - Both investigated and found to be within policy
 - Race/gender of force subjects: 1 white male/1 black Male



2 
Physical Uses of Force

8,786         
Total Dispatched calls + On-views

0.0228% 
% of Incidents Where Force Was Used

