



CITY OF KENMORE
2024 POLICE SERVICE REPORT
WITH ANNUAL HIGHLIGHTS & STATISTICS

Provided for the Residents by:

Police Chief Brandon Moen, City of Kenmore Police Department
18120 68th Ave NE
Kenmore, WA 98028
(206) 477-7455
brandon.moen@kingcounty.gov

City of Kenmore Administration

MAYOR	Nigel Herbig
DEPUTY MAYOR	Melanie O’Cain
COUNCIL MEMBERS	John Culver Nathan Loutsis Joe Marshall Valerie Sasson Debra Srebnik
INTERIM CITY MANAGER	Stephanie Lucash
CHIEF OF POLICE	Brandon Moen

Contents

City of Kenmore Administration	2
From Your Police Chief.....	4
Kenmore Police Department and King County Sheriff's Office Mission, Goals, and Values.....	7
City of Kenmore Patrol Districts Map	8
Crimes Against Persons.....	11
Crimes Against Property	14
Crimes Against Society	17
Total Domestic Violence Cases	19
All Auto & Traffic.....	20
Calls for Police Assistance	21
Police On-Views	21
Response Times to High Priority Calls.....	22
Commissioned Officers per 1,000 Residents	23
Dispatched Calls for Service (DCFS) per Patrol Officer	23
Costs of Police Services per Capita	24
Cost per \$1,000 of Assessed Real Property Value	24
Complaints against Officers	25
 Annual Police Statistics from KCSO Crime Analysis Unit.....	 26

From Your Police Chief

April 2025

It is my pleasure to present the 2024 Police Services Report, a summary of the police services provided to the Kenmore community. The report also contains statistics regarding the crime trends and incidents that occurred in 2024.

The Kenmore Police Department currently consists of 12 commissioned Officers, 10 of which are assigned to patrol. The City of Kenmore continues to contract with the King County Sheriff's Office (KCSO) for police services, as they have since the city's incorporation in 1998. Kenmore has two patrol officer vacancies that we hope to fill in the coming year when staffing challenges within KCSO dissipate. In 2024 we responded to nearly 3,000 calls for service and initiated in excess of 5,700 contacts. I remain proud of the work done by the Kenmore Police Department, as they continue to encounter unique daily challenges and obstacles in our region and in the law enforcement profession.

Kenmore PD and KCSO continue to provide advanced training well in excess of industry standards and requirements, and a cadre of highly skilled and motivated Officers. We continue working 24/7, dedicated to being responsive to the needs of the community. We are engaging with the community in local events, in our schools, and in a collaborative approach to address crime trends. We also have made a concerted effort to communicate with the public about major and noteworthy incidents, along with weekly response statistics on what is happening in the Kenmore community.

We strive to address not only the obvious, highly visible and noteworthy crimes traditionally associated with law enforcement, but also the everyday and less acute issues that directly impact neighborhoods. These issues often include abandoned vehicles, specific homes generating criminal activity, and civil disputes among neighbors. Regardless of the incident, we strive to arrive at a long-term, reasonable solution for all involved.

Kenmore is a vibrant place to live and visit, and we strive to keep it that way. We want you to not only be safe in Kenmore, but we want you to *feel* safe as well. Our goal is for our residents and visitors to go about living their lives without fear of being the victim of a crime.

Kenmore has an experienced team of Officers, many of whom have been specifically assigned to Kenmore for many years. Among them is Detective Bobbi Wilcox, who has served 20 of her 35 years with KCSO in Kenmore. Kenmore Officers received multiple commendations for their work, ranging from Officer Boyer's lifesaving efforts towards a man that was overdosing, to Officer Hernandez filling up a resident's generator with gasoline following a windstorm. These are just a few examples of the actions that the Officers in Kenmore take on a daily basis to positively impact lives.



Kenmore was once again recognized by Safewise as one of Washington's safest cities, ranking as the 5th safest city in Washington in their annual safest city rankings in 2024. This is the product of the dedication of the Officers, city staff, community members, and residents, to making Kenmore a safe city for all.



The Kenmore Police Department continues to be proud of our programs and partnerships within the community, which include:




RCR (Regional Crisis Response): Kenmore has been a member of this program for many years, joining with several of our neighboring cities. This program has a Crisis Responder (Mental Health Professional) available to assist Officers with certain calls for service, and also conducting follow-up for those requiring additional services (such as behavioral health or drug dependency resources). Kenmore's continued involvement in the RCR program has been made possible by an investment in the program by the Kenmore City Council.

Prescription Drug Drop Box: Located in the City Hall Lobby (18120 68 Ave NE), the drop box is a secure, environmentally sound way to dispose of unneeded medications (no fluids, needles or inhalers). You can drop-off your unneeded prescriptions during business hours, and they will be disposed of in a safe and environment friendly manner.



Free Locking Prescription Drug Bags: Through a partnership with the Washington State Healthcare Alliance, Kenmore Police has made available free locking prescription drug bags to the public. They are available at City Hall, and are intended to keep prescription drugs out of the hands of other family members. A free bag can be picked up at the front of City Hall during business hours.

Free Gun Cable Lock: Also available at the front desk of City Hall are free gun cable locks. Storing firearms locked up is the best way to prevent kids from getting hurt with firearms, youth and adults in crisis from using a family firearm, and to prevent firearms from being stolen and misused by others. Thanks to Project ChildSafe, Kenmore residents can pick up their free lock in the City Hall lobby.



Safe Place Program: In 2021, Kenmore Police implemented the Safe Place program, which is a partnership between the police, businesses, schools, and community organizations. As part of the program, businesses or groups agree to post a widely recognized decal on their doors that designate their location as a safe place for hate crime victims to call for police and wait for them to arrive. This program is designed to encourage the victims to report these crimes to police, and to reaffirm Kenmore's position as an inclusive and welcoming city to all.

House Check Program: We offer a house check program that is available to all Kenmore residents planning to be out of town for one week or longer. While you are away, a Kenmore Police Officer or Volunteer will check the exterior of your home to ensure it is secure. The house check forms are available on the City of Kenmore's webpage: www.kenmorewa.gov/police.



Online Reporting: You can file on-line reports for non-emergency incidents, the most common being the reporting of abandoned vehicles, or on-going traffic complaints. Go to www.reporttosheriff.org and file an online report when it meets the criteria outlined on the website. Of course, for emergencies dial 911. For non-emergent situations that require officer contact, you can call the non-emergency line.

www.reporttosheriff.org

In this report you will see the specific crimes statistics that summarize the crimes encountered by Kenmore residents, and that Kenmore Police Officers work daily to prevent. We will continue to look for the best practices in our industry to reduce crime and the fear of crime in Kenmore.

Our intent will continue to be to keep you informed of what is happening in your community, specifically using social media platforms (Facebook, X, NextDoor). All members of our community serve a role in public safety, and we look forward to continuing to engage with our residents towards achieving our shared goals.

Thank you for your continued support of our department and public safety.

Sincerely,



Brandon Moen
Chief of Police



Kenmore Police Department and King County Sheriff's Office Mission, Goals, and Values

MISSION

Why are we here?

The Kenmore Police Department delivers compassionate and accountable police services to enhance public safety and community well-being.

VISION

Where are we going?

The Kenmore Police Department is to be an innovative, trusted, and collaborative agency supporting safe, welcoming, and thriving communities.

VALUES

How do we do business?

Leadership

- We are honest, direct, and transparent.
- We lead with grace through our diverse perspectives and experiences.
- We are a high-performing organization with a clearly articulated vision of our role in the community and contribution to public safety.
- We are committed to addressing the well-being of our communities.
- We promote positive change toward unity and racial equity through our community-centered initiatives.

Integrity

- We are open and accountable to the public we serve.
- We foster a culture that actively identifies and acknowledges problems and welcomes them as opportunities for improvement.
- We take responsibility for our actions, celebrate successes, and address shortcomings.

Service

- We continually seek to improve how we operate through advances in technology, policy, and using change and performance management.
- We act with speed and persistence to help provide community safety for all.
- We embrace creativity, innovation, and transparency.
- We employ evidence-based, data-driven, and adaptive strategies.

Teamwork

- We, as one team, work with our partners to deter crime and the fear of crime.
- We foster a respectful work environment.
- We work across boundaries and acknowledge the valuable contributions employees bring to our agency and communities.
- We work to learn, co-create, collaborate, and adjust our services for our diverse communities.

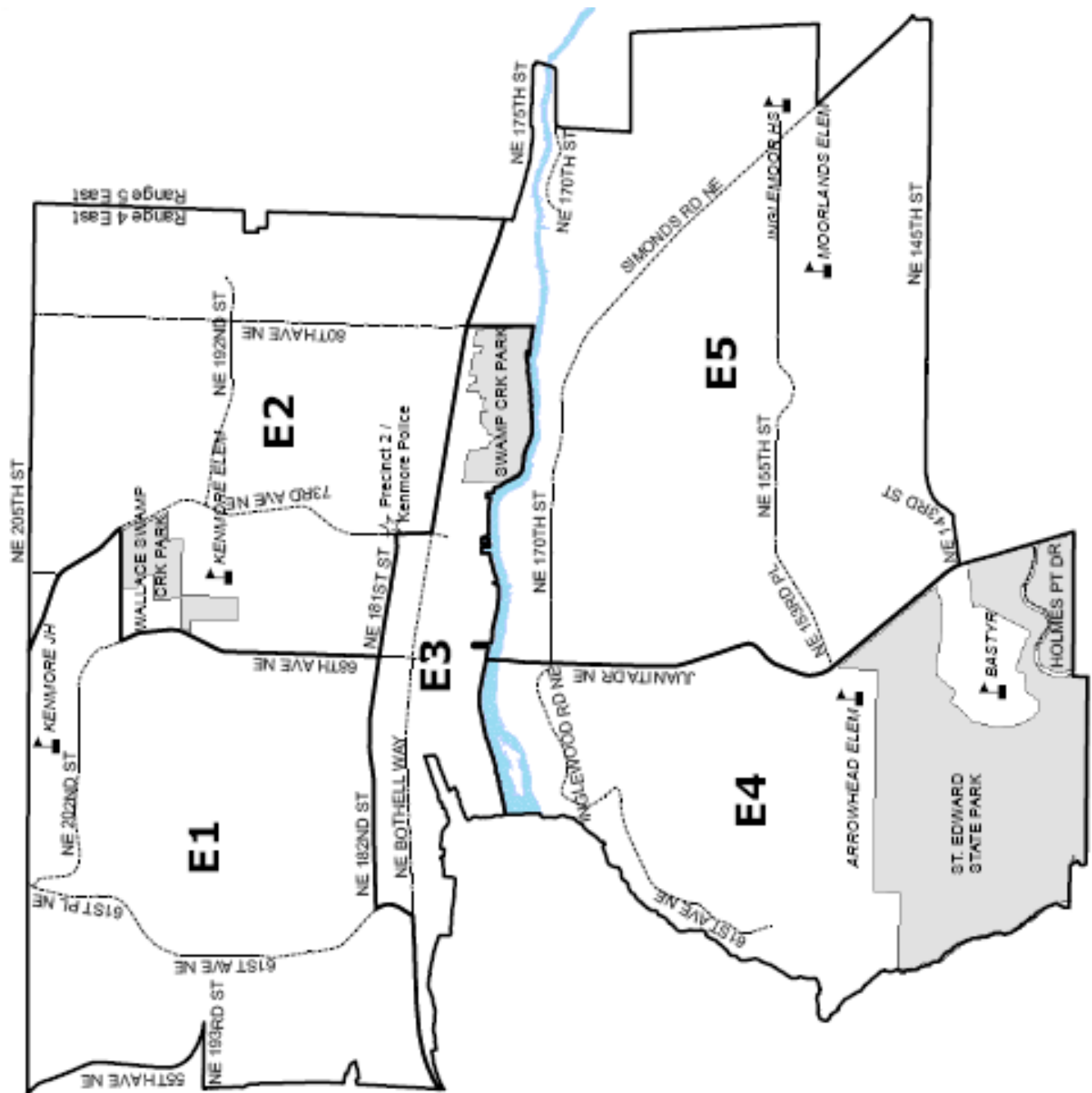
GOALS

How will we get there?

- **Develop Leaders:** Establish leadership continuity and focus on process and project management. Ensure accountability, transparency, and follow-through to better serve our employees.
- **Support our Workforce:** Improve workforce health, well-being, and morale through continued focused efforts to recruit, retain, develop, and support the highest quality employees that reflect the diverse communities we serve.
- **Build Partnerships:** Build and strengthen our public safety partnerships to deliver equitable outcomes, trauma-informed incident response, and effective crime fighting services.
- **Improve Engagement:** Increase support for the Kenmore Police Department and enhance relationships with our communities by clearly and proactively sharing our mission, values, and achievements.
- **Increase Effectiveness:** Advance our effectiveness by encouraging innovation and by employing emerging technology and data-informed, evidenced-based strategies.



City of Kenmore Patrol Districts Map



City of Kenmore

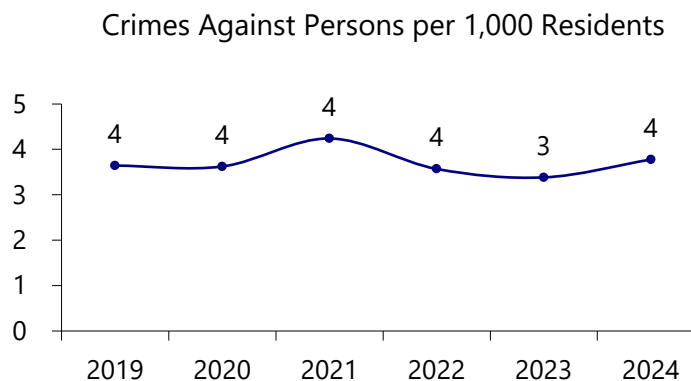
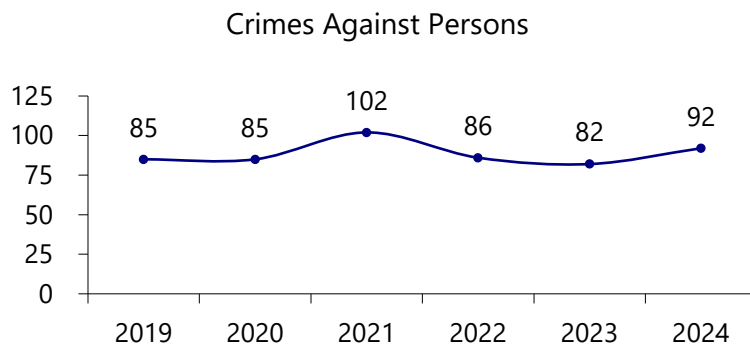
2024 Police Service Report:

Highlights Section

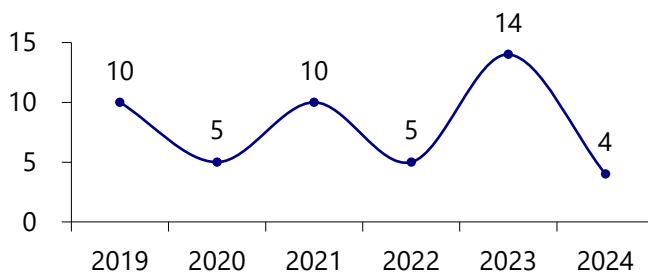


Crimes Against Persons

NIBRS offenses fall under three categories: Crimes Against Persons, Crimes Against Property, and Crimes Against Society. Crimes Against Persons offenses include murder and non-negligent homicide, negligent manslaughter, human trafficking for commercial sex acts and involuntary servitude, assault, kidnapping (custodial interference excluded), and sex offenses (e.g. rape, sexual assault, child molestation and related). These are defined as crimes against persons because the victims are always individuals. Some offenses related to pornography/obscene material are a NIBRS Crimes Against Society but are included in this report under sex offenses for simplicity. The following are Kenmore's Crimes Against Persons.



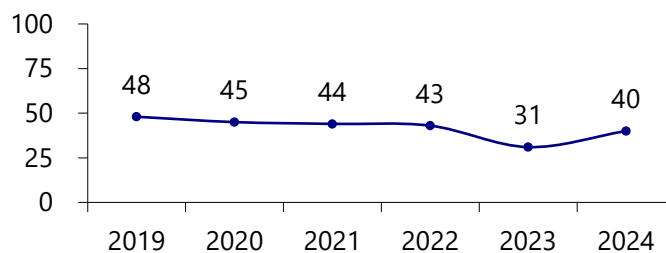
Aggravated Assault Offenses



Aggravated Assault Offenses

An unlawful attack by one person upon another wherein the offender uses a weapon or displays it in a threatening manner, or the victim suffers obvious severe or aggravated bodily injury involving apparent broken bones, loss of teeth, possible internal injury, severe laceration, or loss of consciousness. This also includes assault with disease (as in cases when the offender is aware that he/she is infected with a deadly disease and deliberately attempts to inflict the disease by biting, spitting, etc.).

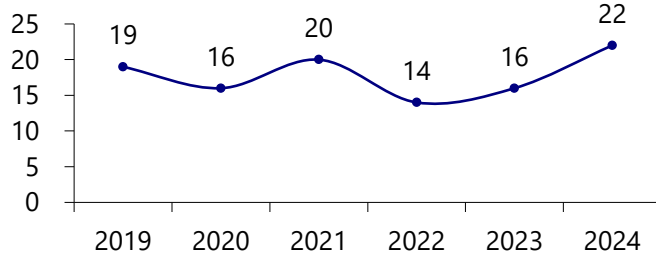
Simple Assault Offenses



Simple Assault Offenses

An unlawful physical attack by one person upon another where neither the offender displays a weapon, nor the victim suffers obvious severe or aggravated bodily injury involving apparent broken bones, loss of teeth, possible internal injury, severe laceration, or loss of consciousness.

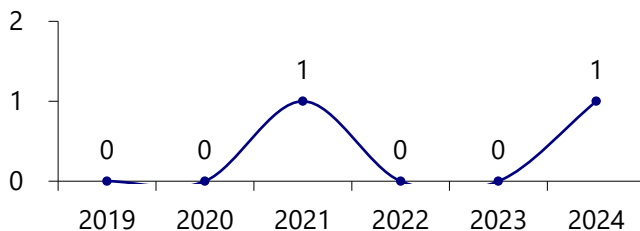
Intimidation Offenses



Intimidation Offenses

To unlawfully place another person in reasonable fear of bodily harm through the use of threatening words and/or other conduct, but without displaying a weapon or subjecting the victim to actual physical attack.

Homicide Offenses

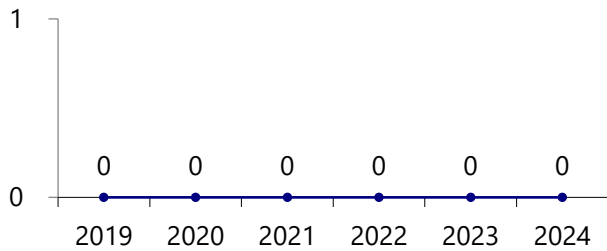


Homicide Offenses

The killing of one human being by another. Includes murder and non-negligent manslaughter, negligent manslaughter, and justifiable homicide.

**All offense definitions are per the FBI NIBRS library.
<https://ucr.fbi.gov/nibrs/2012/resources/nibrs-offense-definitions>*

Human Trafficking Offenses

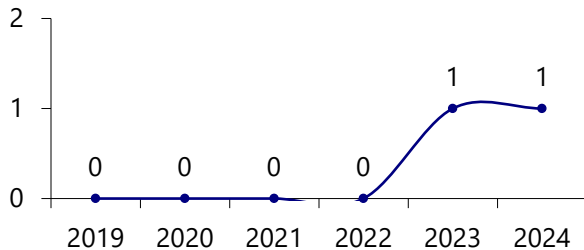


Human Trafficking Offenses

Commercial Sex Acts – Inducing a person by force, fraud, or coercion to participate in commercial sex acts, or in which the person induced to perform such act(s) has not attained 18 years of age.

Involuntary Servitude – The obtaining of a person(s) through recruitment, harboring, transportation, or provision, and subjecting such persons by force, fraud, or coercion into voluntary servitude, peonage, debt bondage, or slavery (not be include commercial sex acts.)

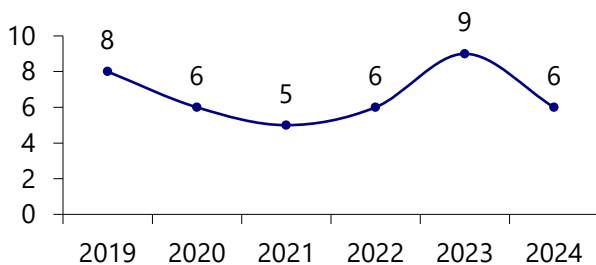
Kidnapping



Kidnapping

Kidnapping or abduction is the unlawful seizure, transportation and/or detention of a person against his/her will or a minor without the consent of a legal guardian or parent.

Sex Offenses

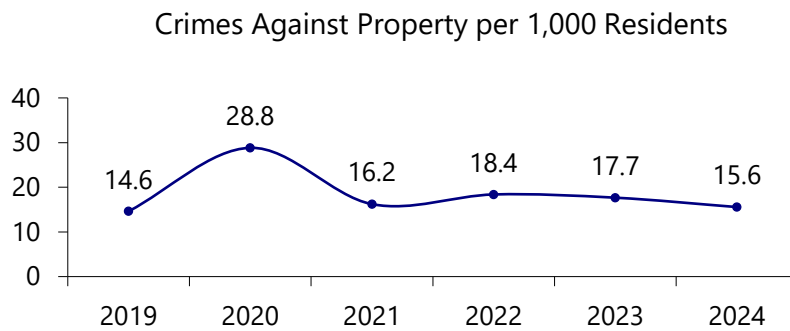
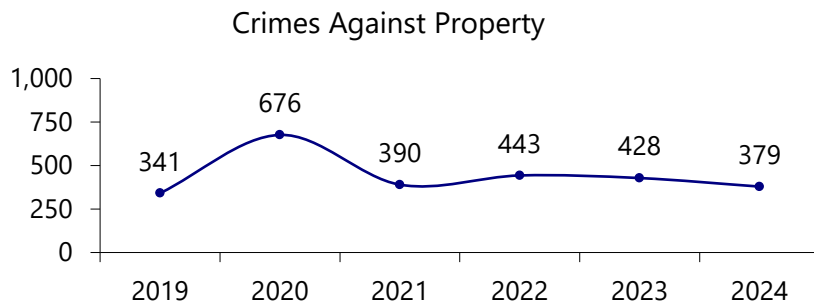


Sex Offenses

Includes forcible (any sexual act directed against another person, without the consent of the victim including instances where the victim is incapable of giving consent), and non-forcible (unlawful, non-forcible sexual intercourse). Excludes prostitution offenses.

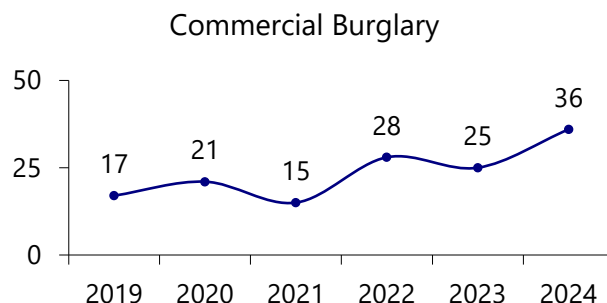
Crimes Against Property

The object of Crimes Against Property is to obtain (or destroy) money, property, or some other benefit. Burglary, fraud, vandalism, robbery, motor vehicle theft, and all kinds of larceny all fall into this category.



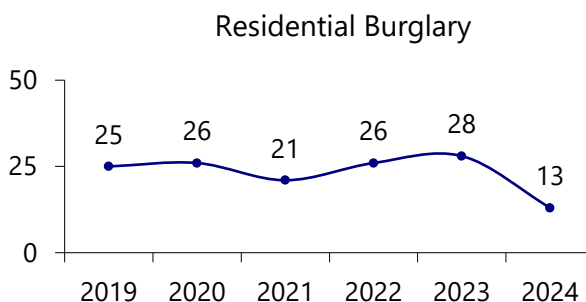
Commercial Burglary

The unlawful entry into a commercial building or other structure with the intent to commit a felony or a theft.



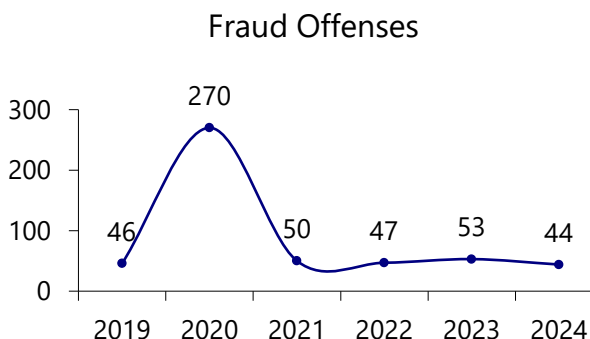
Residential Burglary

The unlawful entry into a residential building or other structure with the intent to commit a felony or a theft.



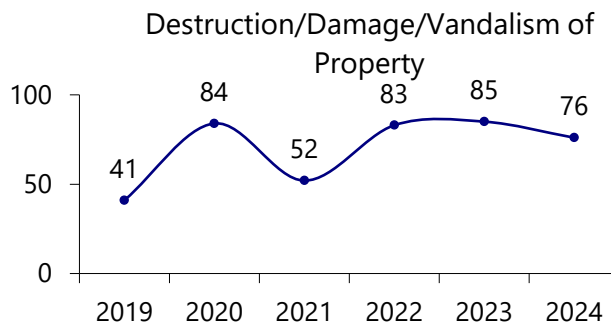
Fraud Offenses

The intentional perversion of the truth for the purpose of inducing another person, or other entity, in reliance upon it to part with something of value or to surrender a legal right. Excludes counterfeiting, forgery and bad checks.



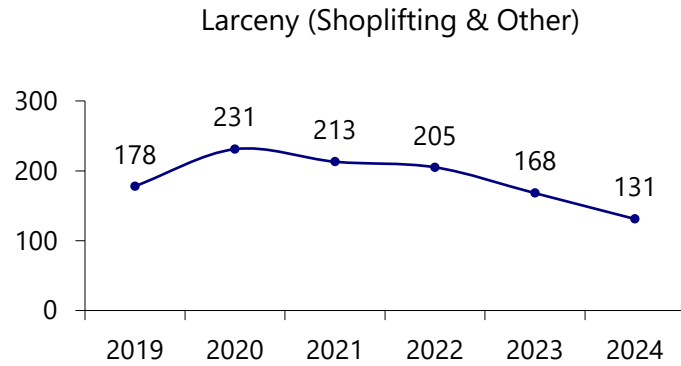
Destruction / Damage / Vandalism of Property Offenses

To willfully or maliciously destroy, damage, deface, or otherwise injure real or personal property without the consent of the owner or the person having custody or control of it. Excludes arson.



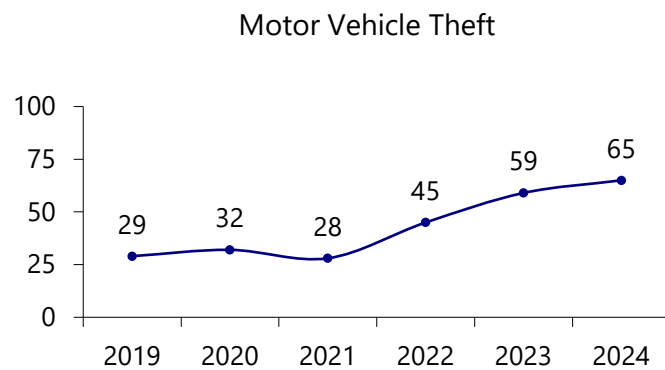
Larceny (Shoplifting & Other)

The unlawful taking, carrying, leading, or riding away of property from the possession, or constructive possession, of another person.



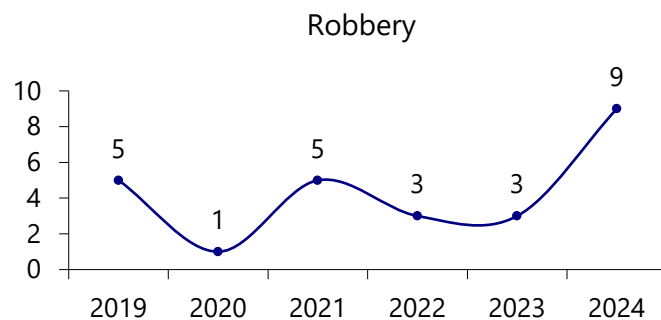
Motor Vehicle Theft

The theft of a motor vehicle.



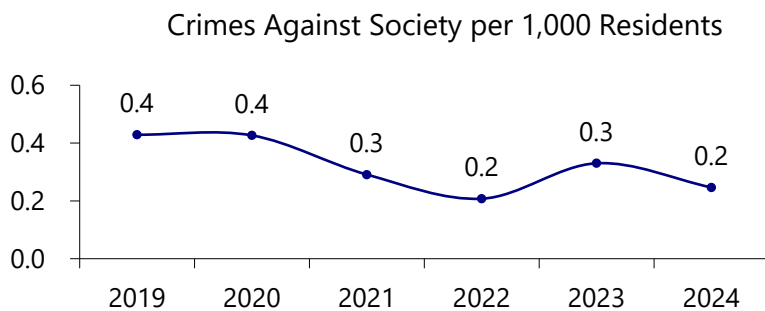
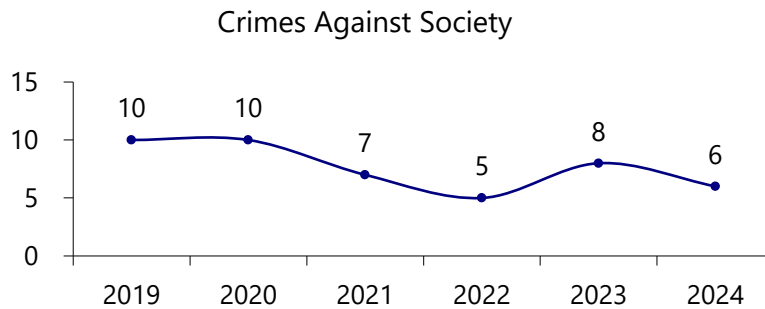
Robbery

The taking, or attempting to take, anything of value under confrontational circumstances from the control, custody, or care of another person by force or threat of force or violence and/or by putting the victim in fear of immediate harm.



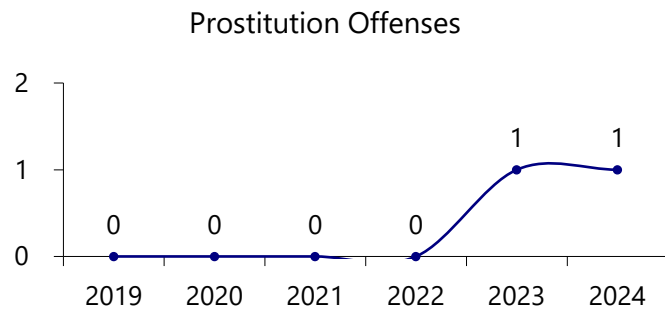
Crimes Against Society

Crimes against society are offenses against society's prohibition against engaging in certain types of activity and typically do not have individual victims. Relevant offenses in this category include illegal drug activity, prostitution-related offenses, and weapon law violations.



Prostitution Offenses

To unlawfully engage in or promote sexual activities for anything of value.



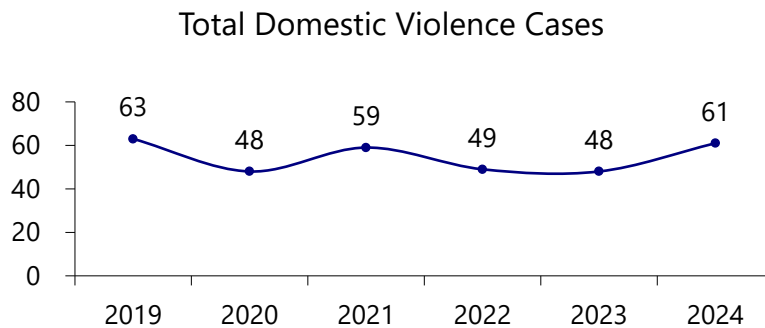
Weapon Law Offenses

The violation of laws or ordinances prohibiting the manufacture, sale, purchase, transportation, possession, concealment, or use of firearms, cutting instruments, explosives, incendiary devices, or other deadly weapons.



Total Domestic Violence Cases

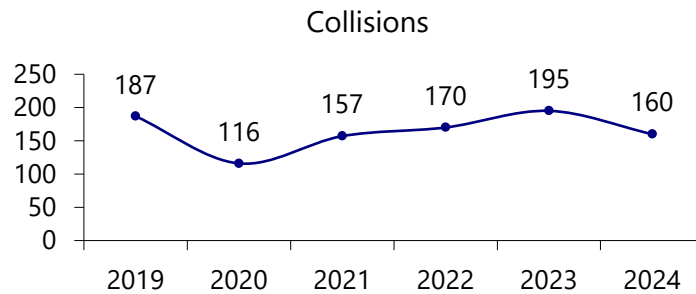
Domestic Violence is a subcategory to other offenses that occurs when the offense is committed by one family or household member against another. Family or household members are spouses, former spouse, persons related by blood or marriage, persons who have a child in common, former/current roommates, persons who have or had a dating relationship, and persons who have a biological or legal parent-child relationships, including stepparents and stepchildren and grandparent and grandchildren. In some cases, the age of the victim or suspect may determine whether or not the legal definition above is met. For the purposes of this report, cases in this jurisdiction or investigated by this jurisdiction's police that have at least one domestic violence offense associated are counted.



All Auto & Traffic

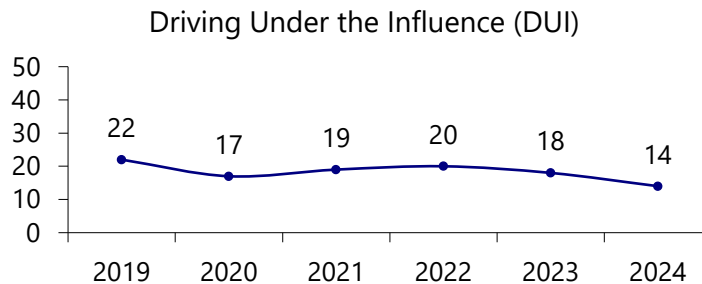
Traffic Collisions

Collision information includes reports for injury, non-injury, and fatality collisions. Driving under the influence (DUI) collisions and hit-and-runs are excluded from this category.



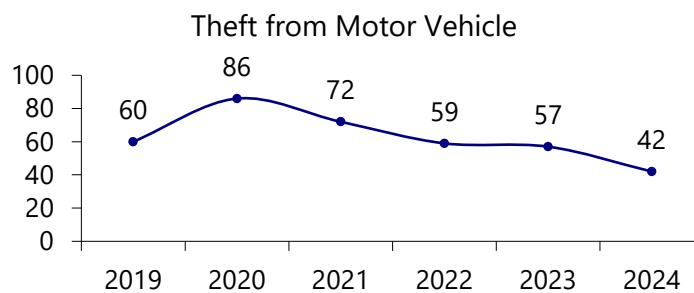
Driving Under the Influence (DUI) Offense

Driving or operating a motor vehicle or common carrier while mentally or physically impaired as the result of consuming an alcoholic beverage or using a drug or narcotic.



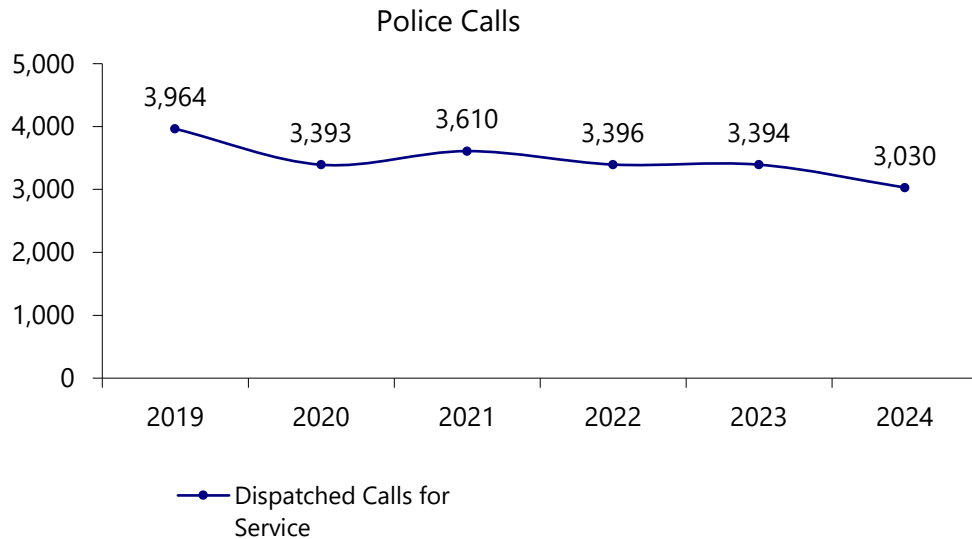
Theft from a Motor Vehicle

This is a subcategory of Larceny. Represents theft of articles from a motor vehicle, whether locked or unlocked. Excludes theft of motor vehicle parts or accessories.



Calls for Police Assistance

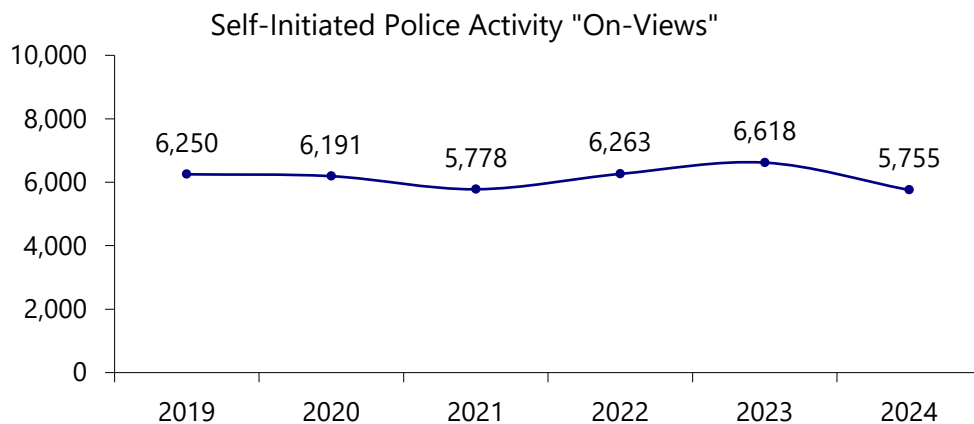
The public receives police assistance in a variety of ways. Residents can call the Emergency 911 Communications Center to have one or more officers dispatched to the field, called a “dispatched call for service” (DCFS). Or, for lesser incidents, residents can also file a report over the phone, called alternate call handling (ACH). Following are the numbers of dispatched calls for service (DCFS) and alternative call handling (ACH) incidents reported.



Source: KCSO computer aided dispatch (CAD) system

Police On-Views

Another way police fight crime is to self-initiate a response to an incident they observe. These responses are initiated by officers themselves, rather than the dispatch center, and are called “on-views.”



Source: KCSO computer aided dispatch (CAD) system

Dispatched Calls for Service (DCFS): The number of DCFS shown here includes calls that are verified to take place inside the city limits and that are charged to the city as part of its police contract.

Response Times to High Priority Calls

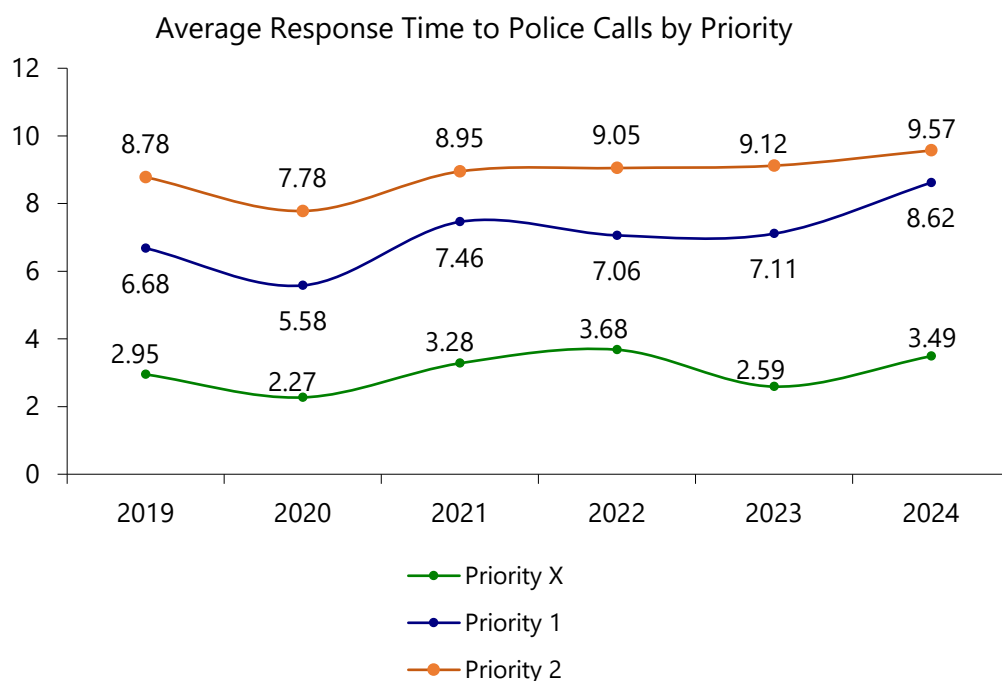
When calls for police assistance are received by the Emergency 911 Communications Center, they are entered into the Computer Aided Dispatch (CAD) system and given a “priority” based on the criteria described below. If the call receiver is in doubt as to the appropriate priority, the call is assigned the higher of the two priority designators in question.

“Priority X” designates critical dispatches. These are incidents that pose an obvious danger to the life of an officer or citizen. It is used for felony crimes in-progress where the possibility of confrontation between a victim and suspect exists. Examples include shootings, stabbings, robberies or burglaries.

“Priority 1” designates immediate dispatches. These are calls that require immediate police action. Examples include silent alarms, injury traffic accidents, in-progress crimes or crimes so recent that the suspect may still be in the immediate area.

“Priority 2” designates prompt dispatches. These are calls that could escalate to a more serious degree if not policed quickly. Examples include verbal disturbances and blocking traffic accidents.

Following are the City of Kenmore’s Police response times for the above priority calls. Response times include all time from the receipt of a phone call to the moment an officer arrives at the location of the incident.

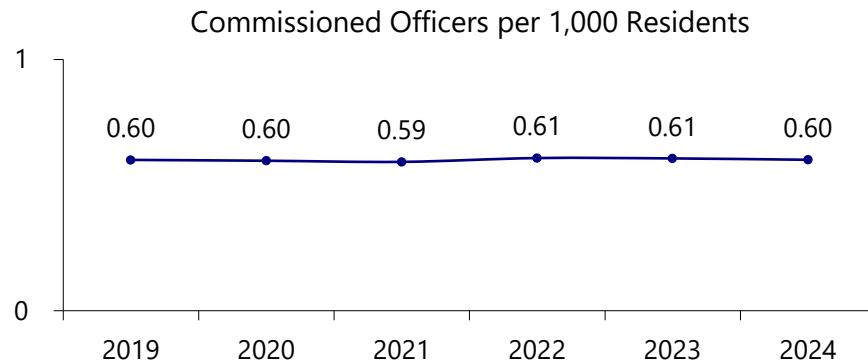


Source: Police Services Data

Computer Aided Dispatch (CAD): A computerized communication system used by emergency response agencies for dispatching and tracking calls for emergency assistance.

Commissioned Officers per 1,000 Residents

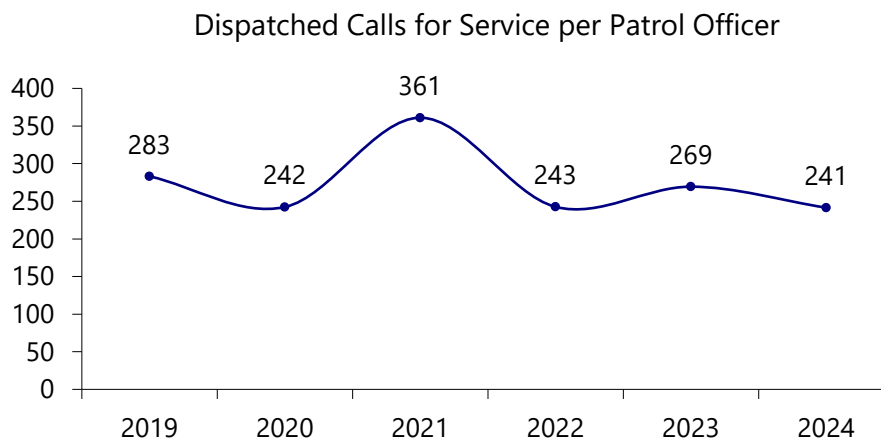
Commissioned officers per 1,000 residents shows how many commissioned police officers are employed by Kenmore for every 1,000 residents. This number includes commissioned officers who work in supervisory or other non-patrol related positions as well as special services officers who work part-time for the city. It does not include professional (i.e. non-commissioned) support staff.



Source: KCSO Contracts Unit

Dispatched Calls for Service (DCFS) per Patrol Officer

Dispatched calls for service (DCFS) per patrol officer is the average number of dispatched calls one patrol officer responds to within a year. This number uses only dispatched calls Kenmore pays for and does not include the number of responses an officer initiates (such as witnessing and responding to traffic violations, called "on views"). Also, the numbers below are *patrol only* and exclude non-patrol commissioned officers (such as supervisors or special duty officers/detectives).



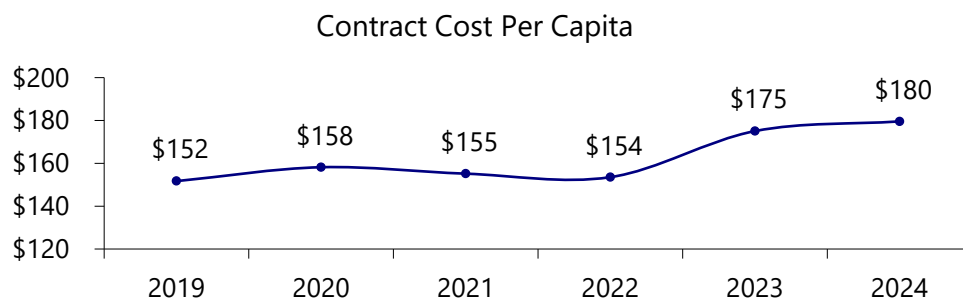
Source: KCSO Contracts Unit

Costs of Police Services per Capita

The City of Kenmore contracts with the King County Sheriff's Office (KCSO) for police services. Among other benefits, contracting for services from a larger law enforcement agency allows for cost savings through "economies of scale." Specific economies of scale provided through the contract with KCSO include:

- Mutual aid agreements with other law enforcement agencies in Washington State
- A large pool of officers if back-up help is necessary
- Coverage if city officers are away
- Expertise of specialized units to assist officers
- More experienced officers to select from for city staffing
- Cost sharing throughout the department to keep city costs down

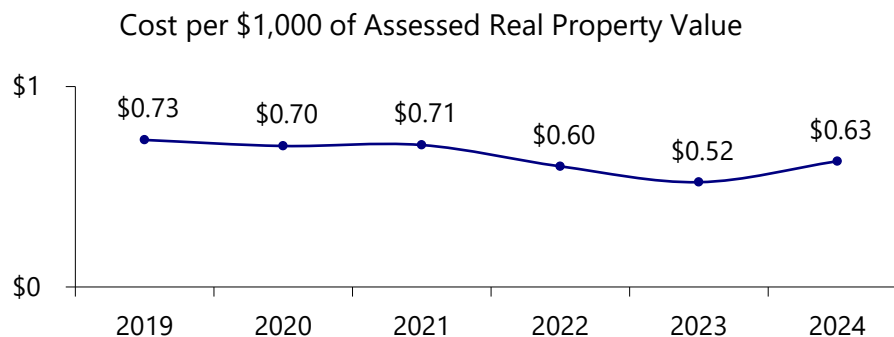
Costs for police services vary depending on a city's resources and the level and type of police services the community wants. The City of Kenmore may have additional funds or expenditures for special projects or programs as part of the city's law enforcement budget. These additional costs are not reflected in the contract cost per capita, which shows the contract cost for police services divided by Kenmore's population.



Source: KCSO Contracts Unit

Cost per \$1,000 of Assessed Real Property Value

Cost per \$1,000 of assessed real property value shows Kenmore's contract cost in relationship to the property values of Kenmore.



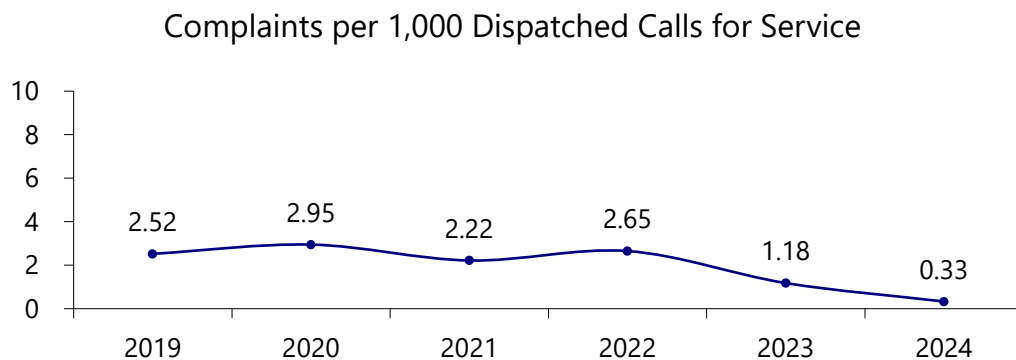
Source: King County Assessor's Office

Complaints against Officers

Complaints against city police officers can originate from the public or internal police department personnel. All complaints are accepted and reviewed. When a complaint is made, the King County Sheriff's Office Internal Investigations Unit (IIU) will review the complaint. While serious complaints are investigated by IIU, most complaints are far less serious and are handled at the worksites by supervisors. The following are the preliminary number of internal and external complaints that were investigated for city officers. Please note that these numbers are preliminary counts; final numbers will be published in the IIU Annual Report, released each spring.

	2019	2020	2021	2022	2023	2024
Number of Complaints	10	10	8	9	4	1
Number of Dispatched Calls for Service	3,964	3,393	3,610	3,396	3,394	3,030

Source: KCSO Internal Investigations & Human Resource Units



City of Kenmore

2024 Police Service Report:

Statistics Section



KENMORE

2024 Reports

Crimes Against Persons

Crime Classification	Jan	Feb	Mar	Apr	May	Jun	Jul	Aug	Sep	Oct	Nov	Dec	Total
Aggravated Assault Offenses	2						1		1				4
Simple Assault	2	3	1	8	3	3	3	2	1	6	4	4	40
Intimidation Offenses	2	3	1	1		2	2	3	1	2	3	2	22
Homicide Offenses								1					1
Human Trafficking Offenses													
Kidnapping	1												1
Sex Offenses				1	1	1	1		1		1		6
Violation of NC/Protection Order		2	1	6	2	2		2			2	1	18
Total	7	8	3	16	6	8	7	8	4	8	10	7	92

Crimes Against Property

Crime Classification	Jan	Feb	Mar	Apr	May	Jun	Jul	Aug	Sep	Oct	Nov	Dec	Total
Commercial Burglary	4	4	1	7	3		1	1	3	2	5	5	36
Residential Burglary	1	2			3	1	1		1		1	3	13
Fraud Offenses	2	4	3	5	3	3	3	3	6	3	5	4	44
Vandalism	6	9	7	11	9	10	6	2	3	4	6	3	76
Larceny	13	10	11	12	10	11	11	17	11	8	7	10	131
Auto Theft	15	2	8	7	3	3	6	3	4		3	11	65
Robbery	1	4		1			1			1	1		9
Other Crime Against Property		2	1					1			1		5
Total	42	37	31	43	31	28	29	27	28	18	29	36	379

Crimes Against Society

Crime Classification	Jan	Feb	Mar	Apr	May	Jun	Jul	Aug	Sep	Oct	Nov	Dec	Total
Drug Offenses													
Prostitution Offenses												1	1
Weapon Law Violations		1						1					2
Other Crime Against Society							1			1	1		3
Total		1					1	1		1	1	1	6

Domestic Violence by Month

City	Jan	Feb	Mar	Apr	May	Jun	Jul	Aug	Sep	Oct	Nov	Dec	Total
KENMORE	3	6	4	10	3	5	6	6	2	4	8	4	61
Total	3	6	4	10	3	5	6	6	2	4	8	4	61

KENMORE

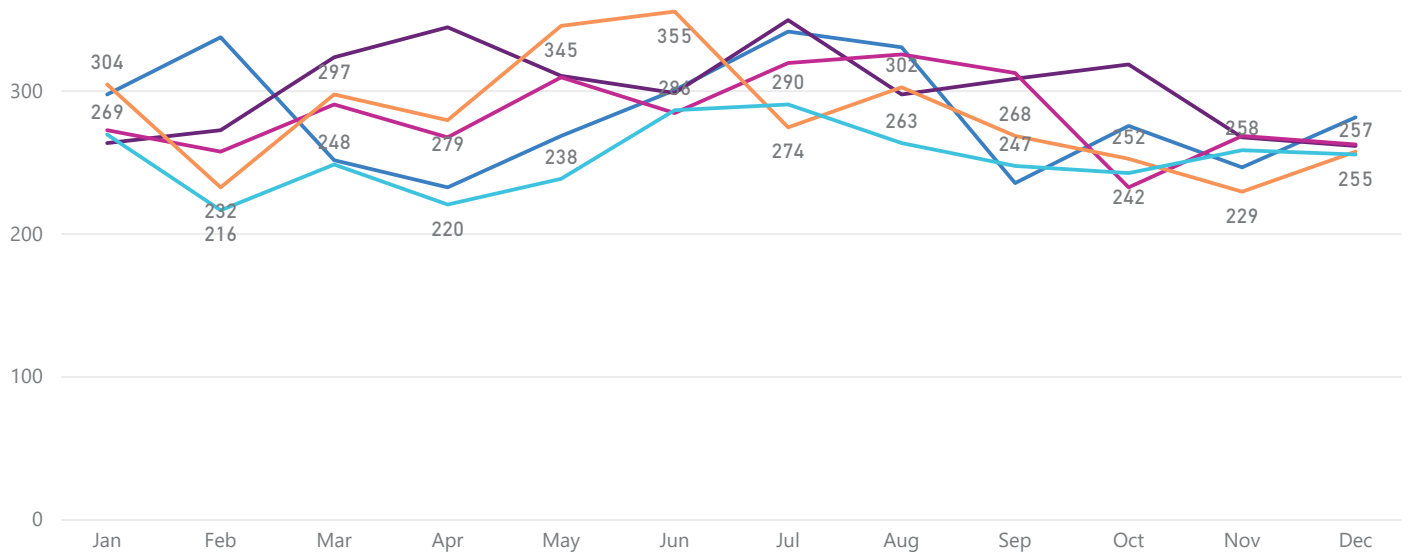
2024 Reports

2024 DCFS

Quarter		1Q				2Q				3Q				4Q				Total
District	Jan	Feb	Mar	Total	Apr	May	Jun	Total	Jul	Aug	Sep	Total	Oct	Nov	Dec	Total		
E1	64	38	45	147	27	46	55	128	49	45	38	132	40	53	63	156	563	
E2	86	73	85	244	71	70	90	231	85	76	68	229	85	75	63	223	927	
E3	64	55	63	182	73	69	70	212	63	81	60	204	49	64	76	189	787	
E4	10	13	10	33	12	8	24	44	23	17	22	62	20	12	10	42	181	
E5	45	37	45	127	37	45	47	129	70	44	59	173	48	54	43	145	574	
Total	269	216	248	733	220	238	286	744	290	263	247	800	242	258	255	755	3032	

DCFS Five Year Comparison

Year ● 2020 ● 2021 ● 2022 ● 2023 ● 2024



Average Response Time

Quarter		1Q						2Q				3Q				4Q		Total
Priority	Jan	Feb	Mar	Total	Apr	May	Jun	Total	Jul	Aug	Sep	Total	Oct	Nov	Dec	Total		
X	3.43	3.22		3.29	1.37	4.32	7.88	4.52		3.73	2.57	3.03	7.28	1.83	3.87	3.54	3.49	
1	6.54	10.77	6.24	7.68	8.43	6.77	8.47	7.90	8.15	7.99	13.72	9.81	8.33	7.03	11.26	8.94	8.62	
2	7.86	9.16	9.68	8.80	7.54	10.65	11.18	9.98	11.66	8.62	9.25	9.84	11.18	11.24	6.29	9.64	9.57	
3	27.28	18.85	24.65	23.95	33.04	24.09	26.50	27.92	23.40	18.28	17.74	19.98	23.95	24.16	20.06	22.72	23.60	
Total	19.18	15.07	18.39	17.74	24.50	18.38	20.09	20.93	18.44	14.27	14.82	15.95	18.32	18.51	15.12	17.32	17.95	

KENMORE

2024 Reports

Crimes Against Persons

Crime Classification	2023	2024	% Difference
Aggravated Assault Offenses	14	4	-71%
Simple Assault	31	40	29%
Intimidation Offenses	16	22	38%
Homicide Offenses		1	
Kidnapping	1	1	0%
Sex Offenses	9	6	-33%
Violation of NC/Protection Order	11	18	64%
Total	82	92	12%

Crimes Against Property

Crime Classification	2023	2024	% Difference
Commercial Burglary	25	36	44%
Residential Burglary	28	13	-54%
Fraud Offenses	53	44	-17%
Vandalism	85	76	-11%
Larceny	168	131	-22%
Auto Theft	59	65	10%
Robbery	3	9	200%
Other Crime Against Property	7	5	-29%
Total	428	379	-11%

Crimes Against Society

Crime Classification	2023	2024	% Difference
Drug Offenses	2		
Prostitution Offenses	1	1	0%
Weapon Law Violations	2	2	0%
Other Crime Against Society	3	3	0%
Total	8	6	-25%

KENMORE

2024 Reports

Arrests by NIBRS Category

Arrest Category	Jan	Feb	Mar	Apr	May	Jun	Jul	Aug	Sep	Oct	Nov	Dec	Total
Assault Offenses	1	2	1	4	1	1	4	2	2	2	4	4	28
Burglary					1					2			3
Destruction/Damage/Vandalism	2		3		1	2	1		1		1		11
Disorderly Conduct						1							1
Driving Under the Influence		1	2	3	1		1			2		4	14
Drug/Narcotic Offenses											1		1
Fraud Offenses											1		1
Larceny/Theft Offenses			1	1				3	2	1			8
Motor Vehicle Theft									1		1		2
Pornography/Obscene Material				1									1
Robbery	1												1
Trespass			1	1		1	1						4
Violation of No Contact Orders		2		4	2	1		1			1		11
All Other Offenses	2	1	2		2		1	1	3	1	1	1	15
Not Reportable to NIBRS (Traffic/Warrants)	4		1	2	2	3	1				1	3	17
Total	10	6	11	16	10	9	9	7	9	8	11	12	118

Arrests by Age Category

Category	Jan	Feb	Mar	Apr	May	Jun	Jul	Aug	Sep	Oct	Nov	Dec	Total
Adult	9	6	7	16	9	7	8	7	9	7	10	11	106
Juvenile	1		4		1	2	1			1	1	1	12
Total	10	6	11	16	10	9	9	7	9	8	11	12	118

Clearances

Quarter	1Q				2Q				3Q				4Q				Total
City	Jan	Feb	Mar	Total	Apr	May	Jun	Total	Jul	Aug	Sep	Total	Oct	Nov	Dec	Total	
Kenmore	11	5	13	29	10	13	10	33	10	6	3	19	9	8	9	26	107
Total	11	5	13	29	10	13	10	33	10	6	3	19	9	8	9	26	107